



INFORMATION FUSION CENTRE

MARSEC SITUATION IN IFC'S AREA OF INTEREST (AOI) FOR 2023

In 2023, the IFC recorded a total of 2,972 incidents, which is almost equal to 2022 with 2,960 incidents. The number of incidents involving IUUF rose the most due to improved outreach efforts in implementing anti-IUUF measures and stepped-up enforcement by authorities, while IHM saw the biggest drop due to the improving political situation in countries like Sri Lanka.

THEFT, ROBBERY, AND PIRACY AT SEA (TRAPS)

Total number of reported incidents: 117 (104 in 2022)

13% ↑


3 main areas of concern (by incident numbers)



Types of incidents:

Boarding 111 Hijacked 4 Suspicious Approach 1 Attempted Boarding 1

Types of vessels targeted:



Effects on seafarers:

No Injury 107 Minor Injury 8 Serious Injury 1 Death 1

OBSERVATIONS

- 1. There has been an increase in the number of incidents, with the majority being petty theft and non-violent in nature. 4 hijacking incidents occurred in Bangladesh (2), Papua New Guinea (1), and Indonesia (1), with 3 involving fishing vessels and 1 involving a small boat. The incident off Bangladesh involved guns and led to death and serious injuries of fishermen.
2. The 58 incidents in Singapore Strait (SS) recorded in 2023 is higher than that of 2022 (55), with incidents occurring in the Phillip Channel, and waters off Bintan and Batam islands. Number of incidents fell by 47% in the second half of the year. This is assessed to be due to stepped-up enforcement efforts by regional authorities.
3. The IFC expects the number to remain within similar levels in 2024, or even decline, especially if ongoing enforcement efforts and improvement in socio-economic situation continue in the areas around SS where perpetrators may originate from.

MARITIME INCIDENTS (MI)

Total number of reported incidents: 1,023 (999 in 2022)

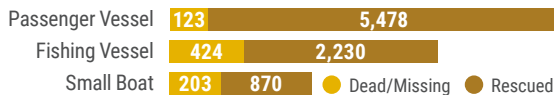
2% ↑

(In 2023, the IFC streamlined its SOP to exclude incidents involving medical evacuation, work accidents and man overboard incidents as they were irrelevant to maritime security. 193 incidents were removed from 2022 numbers.)

Total number of:

Dead/Missing: 1,501 Rescued: 10,771

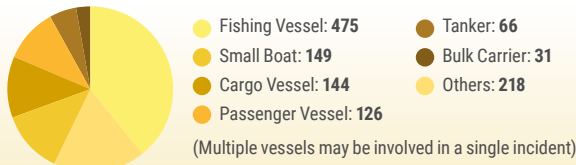
Top 3 vessel types with number of Dead/Missing and Rescued:



Top 3 main incident causes:

Bad Weather 245 Equipment Failure 215 Collision/Grounding 150

Types of vessels:



Top 3 types of incidents:



OBSERVATIONS

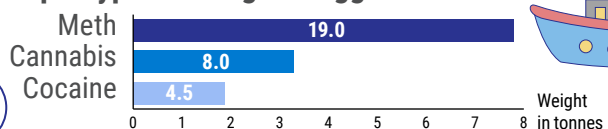
- 1. There has been a slight increase in the number of incidents as compared to last year, with main causes being bad weather and equipment failure, with these incidents typically occurring in waters off Indonesia, Philippines, and Vietnam.
2. Majority of the incidents involved fishing vessels, which accounted for the most dead and missing persons. The incidents were mainly attributed to bad weather and equipment failure, due to their small size and the prolonged exposure of equipment to external elements at sea.
3. The IFC expects the incident numbers in 2024 to be similar or higher than 2023, as maritime activities remain high and weather patterns becoming more unpredictable due to climate change.

CONTRABAND SMUGGLING (CS)

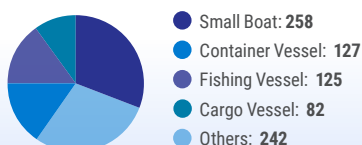
Total number of reported incidents: 834 (823 in 2022)

1% ↑

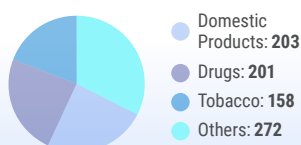
Top 3 types of drugs smuggled:



Types of vessels:



Types of contraband:



OBSERVATIONS

- 1. The number of reported CS incidents in 2023 is comparable to 2022, with the high numbers attributed to rising costs of living, in turn driving people to substantiate their income through the black market, and the effectiveness of enforcement efforts leading to more incidents being reported.
2. While smuggling of Domestic Products and Drugs accounted for the majority of reported incidents, there was a decline in incidents compared to 2022. However, Tobacco and Fuel smuggling incidents increased compared to the previous year.
3. The IFC expects the number of CS incidents to remain high in 2024 due to the challenging global economic and regional political situation.

ILLEGAL, UNREGULATED, AND UNREPORTED FISHING (IUUF)

Total number of reported incidents: 708 (559 in 2022)

27%



Top 3 poaching incidents in waters off:

Australia 222 Malaysia 40 Sri Lanka 17

Top 3 nationalities of vessels involved with poaching:

Indonesian 189 Chinese 37 Vietnamese 28

Top 3 IUUF incidents in waters off:

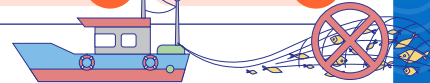
Australia 222 Malaysia 161 Sri Lanka 112

Top 3 local incidents in waters off:

Malaysia 121 Sri Lanka 95 Indonesia 32

OBSERVATIONS

1. There has been an increase in the number of incidents, mainly in waters off Australia, Malaysia, and Sri Lanka, with better outreach efforts in implementing anti-IUUF measures and the stepped-up enforcement efforts by authorities contributing to the increase.
2. Increase in poaching IUUF incidents is primarily due to increase in incidents reported in waters off Australia, with incidents involving Indonesian fishing vessels detained off North-west Australia seeing a continued rise in 2023 due to ongoing collaboration efforts between the regional authorities.
3. The IFC expects an increase in incidents for 2024 due to the strong enforcement efforts from regional and local authorities.



IRREGULAR HUMAN MIGRATION (IHM)

Total number of reported incidents: 218 (253 in 2022)

14%




Top 3 departure locations (number of migrants):

Bangladesh 2,840
Indonesia 493
Philippines 137

Top 3 migration routes (number of incidents):

Myanmar/Bangladesh to Indonesia/Malaysia 73
Indonesia to Malaysia 57
Philippines to Malaysia 20



OBSERVATIONS

1. There has been a decrease in incidents witnessed in 2023 due to the improving political and economic situations in countries like Sri Lanka.
2. Malaysia continues to be the destination of choice for most IHM incidents originating from Myanmar, Indonesia and the Philippines due to the better economic opportunities and high demand for labor in Malaysia.
3. The IFC expects factors such as displacement of minorities, conflict and economic insecurity to continue acting as catalysts for the mass migration of people in 2024. However, trends may shift, given the dynamic and evolving nature of regional situations.

ENVIRONMENTAL SECURITY (ENVSEC)

Total number of reported incidents: 52 (32 in 2022)

63%



Types of incidents: Maritime Pollution (MARPOL) 33 Maritime Illegal Exploitation (MIE) 15 Others 4



OBSERVATIONS

1. There has been an increase in incidents as MARPOL continues to be the most commonly reported incident, primarily due to oil leakages from land-based infrastructure and damaged tankers.
2. The rise in MIE incidents can be attributed to illicit sand mining activities, mainly by unlicensed companies, following the lifting of ban on sea sand export by Indonesian authorities in May 2023.
3. The IFC expects an increase in incidents for 2024 as the industry improves its reporting and collating of ENVSEC information, and as the global economy improves.

CYBER SECURITY (CYBSEC)

Total number of reported incidents: 20 (3 in 2022)

7x



OBSERVATIONS

1. There has been an increase in the incidents with malware attacks, accounting for more than half of cybersecurity incidents.
2. The IFC expects cybersecurity incidents to increase in 2024 due to the greater connectivity of digital systems and the evolving sophistication of cyberattacks.



MARITIME TERRORISM (MT)

Total number of reported incidents: 0 (0 in 2022)

OBSERVATIONS

1. No Maritime Terrorism (MT) incidents was recorded in 2023.
2. Initiatives such as the Trilateral Cooperation Arrangement between Indonesia, Malaysia, and the Philippines is likely to have a positive deterrent effect against terrorist activities through the regular conduct of joint patrols in their respective areas.



Information Fusion Centre

Changi Naval Base, 103 Tanah Merah Coast Road #02-01, Singapore 498750

Tel: +65 6594 5728 (Office Hours) +65 9626 8965 (24/7 Hotline) ifc_do@defence.gov.sg

www.ifc.org.sg https://bit.ly/WhatsApp_IFC @Info_Fusion_Ctr Information Fusion Centre

The Information Fusion Centre (IFC) serves as the regional Maritime Security (MARSEC) information-sharing hub covering most of the Indo-Pacific region. With a team of 24 International Liaison Officers from navies / coast guards and 133 worldwide linkages (31st Jan 2024), the IFC facilitates MARSEC information sharing and collaboration between its partners to cue operational responses, provide maritime situational awareness and enables collaboration beyond its Area of Interest. To get access to data trending and analysis in the IFC's Area of Interest, please visit our [website](http://www.ifc.org.sg) or IFC MARSEC interactive dashboard.