



MARINE CASUALTIES AND INCIDENTS

**PRELIMINARY ANNUAL OVERVIEW
OF MARINE CASUALTIES
AND INCIDENTS 2014-2020**

April 2021

Foreword

Based on casualties reported by the national accident investigation bodies of the EU, the total number of casualties in 2020 has reduced 18% in comparison with 2019. Such positive result should be considered within the context of the on-going Coronavirus (COVID-19) pandemic, which has been impacting the intensity of global shipping.

The most positive results were found in the number of lives lost (reduction of 48% in 2020 compared to the year 2019) and the number of injured persons (drop of 36%).

Between 2019 and 2020, figures indicate a reduction of occurrences for almost all ship types, with a greater reduction for cargo ships (15%) and passenger ships (44%). However, the number of fishing vessels involved in marine accidents remained at a similar level in 2020, as fishing activity was likely much less impacted by the COVID-19 pandemic.

Navigational events (collisions, groundings and contacts) represented the biggest part of casualties with a ship (43%). A reduction of 15% of casualties with a ship was noted.

Accident to persons represented 37% of all marine casualties. In comparison with 2019, a drop of 28% was noted.

In 2020, 7 vessels were lost, 5 of them being fishing vessels.

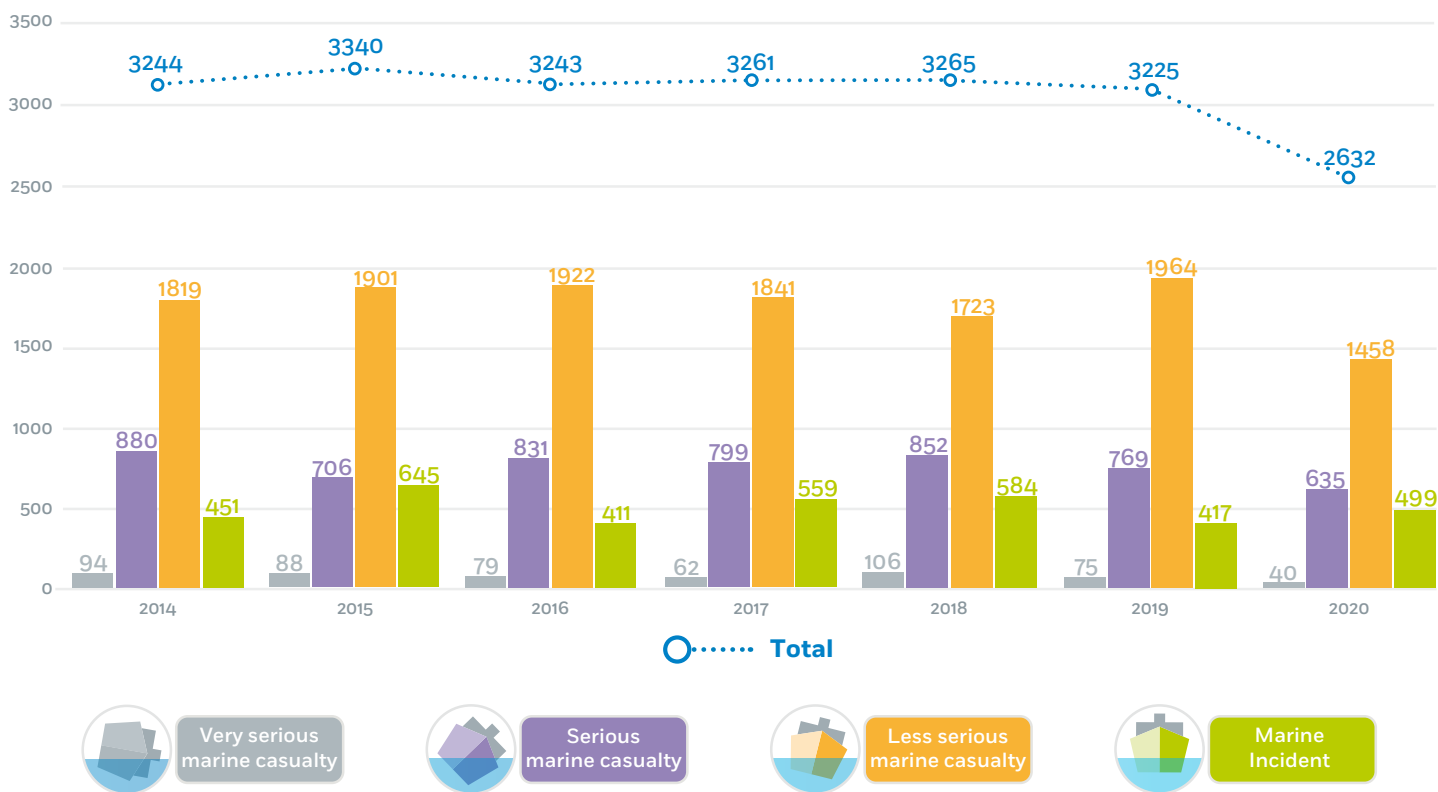
The number of pollutions resulting from marine casualties continued decreasing in 2020. Since 2014, an overall reduction of 68% was noted.

Accident Investigation bodies of the European Union have launched 923 investigations during the past 6 years, among them 757 were concluded. 74 investigations were initiated in 2020. The overall number of investigations led to 2011 safety recommendations and actions taken, targeting mainly Ship Related Procedures / Operations and Human Factors / Training, skills and experience.

Overview of key figures for 2020

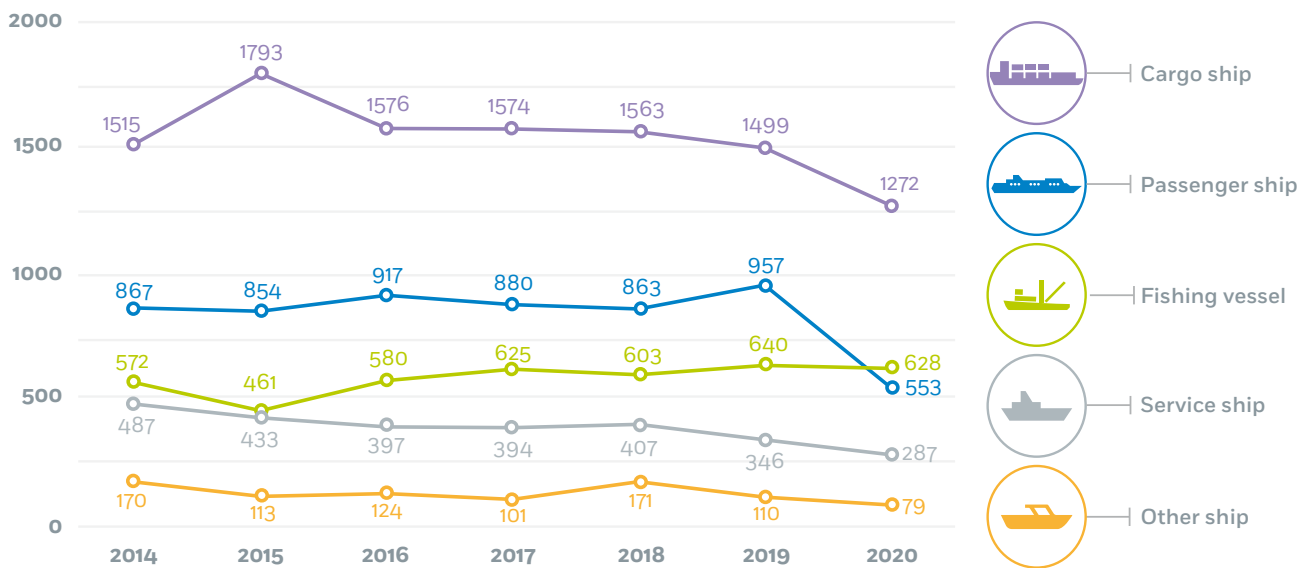


Severity of marine casualties and incidents



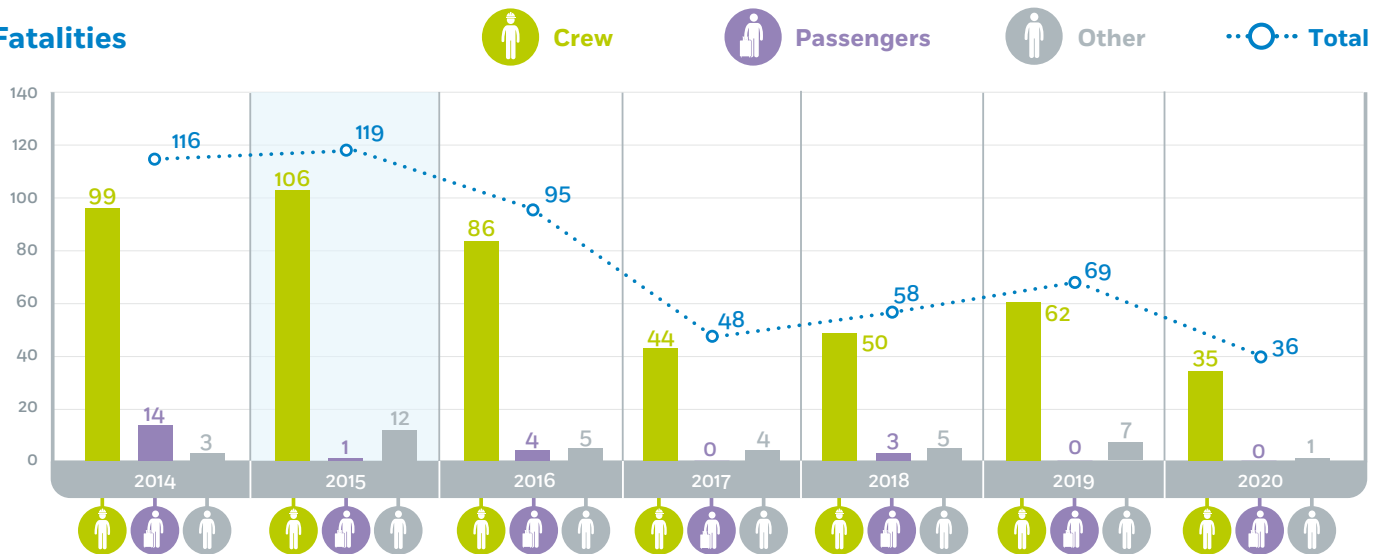
Grounding of M/V Rinella M near Barbarinac Island (Croatia) on 06/02/2020. Photo credit: HR/AIN

Ship types involved

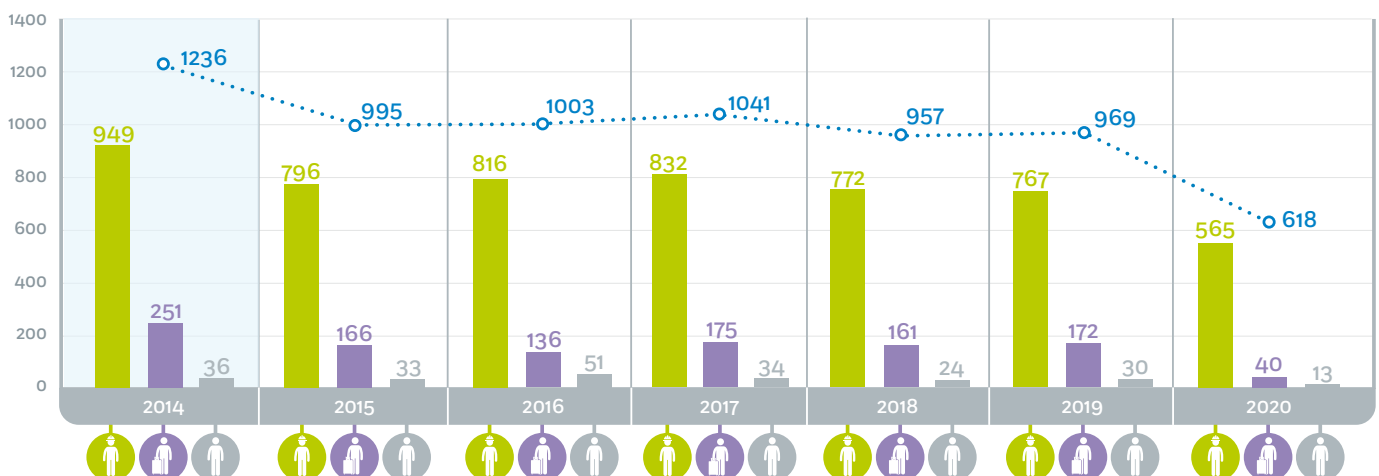


Consequences to persons











Fatalities











Injuries



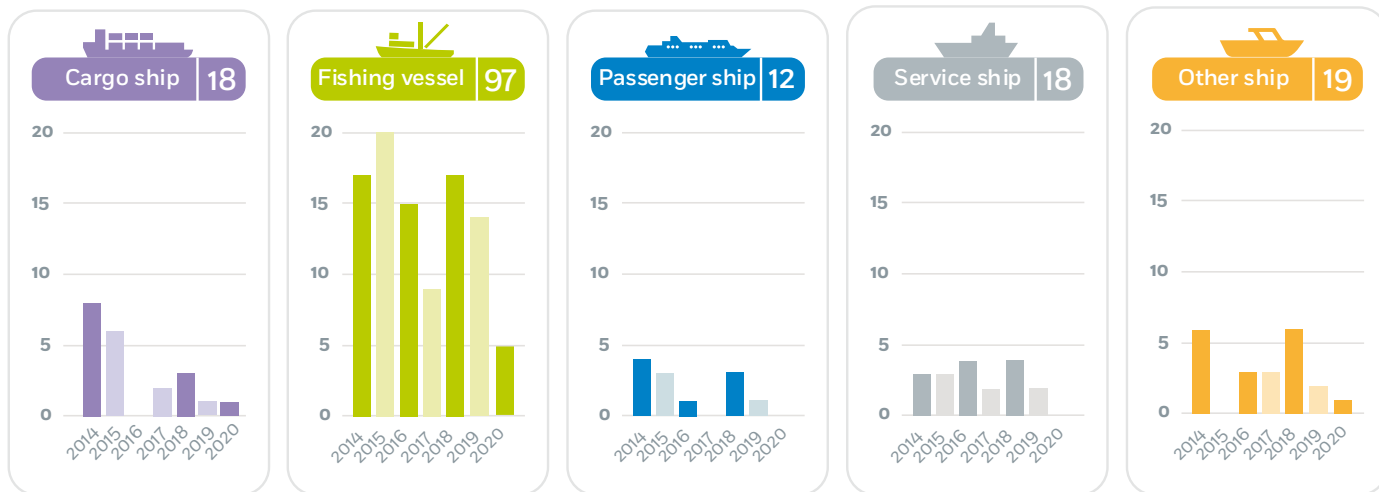
Casualties with ships

		Repartition 2014/2020	2014	2015	2016	2017	2018	2019	2020	Progression 2019/2020
Capsizing/ Listing		0.7%	18	21	12	19	19	20	7	↓
Collision		12.8%	334	296	320	297	293	295	165	↓
Contact		17.2%	393	409	357	424	393	370	349	↓
Damage/ loss of equipment		14.7%	289	363	358	314	348	320	310	↓
Fire/Explosion		6.3%	161	175	134	134	138	134	115	↓
Flooding/ Foundering		2.7%	82	78	53	71	43	56	40	↓
Grounding/ stranding		13%	335	332	295	298	312	253	216	↓
Hull failure		0.4%	7	17	22	5	5	4	2	↓
Loss of control		32.1%	602	583	684	756	772	863	767	↓
Missing		0%	0	0	2	1	1	2	1	↓

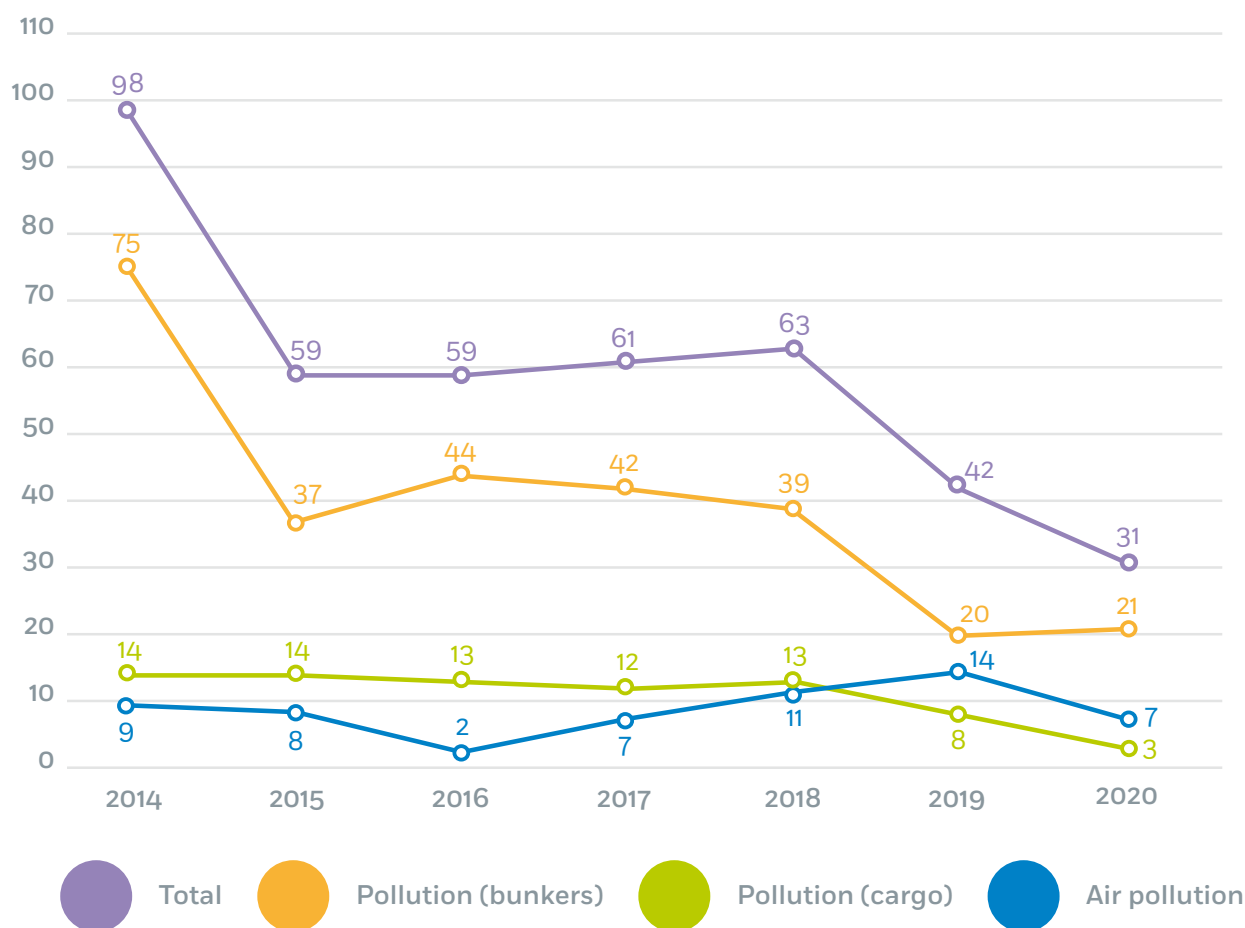
Accidents to persons

		Repartition 2014/2020	2014	2015	2016	2017	2018	2019	2020	Progression 2019/2020
Body movement under or with physical stress		7.6%	54	51	69	67	108	87	87	↓
Body movement without any physical stress		19.9%	208	227	209	164	165	239	162	↓
Breakage, bursting, splitting, fall, collapse of material agent		7.7%	100	92	72	67	70	68	60	↓
Deviation by overflow, overturn, leak, flow, vaporisation, emission		4.4%	48	68	41	32	39	40	34	↓
Deviation due to electrical problems, explosion, fire		1.4%	20	22	15	7	14	7	9	↑
Loss of control of machine, means of transport, handling equipment		17.3%	200	204	179	205	174	138	94	↓
Slipping - Stumbling and falling - Fall of persons		36.7%	423	403	388	366	364	374	218	↓
Other / Unspecified		5.1%	17	47	60	65	60	47	56	↑

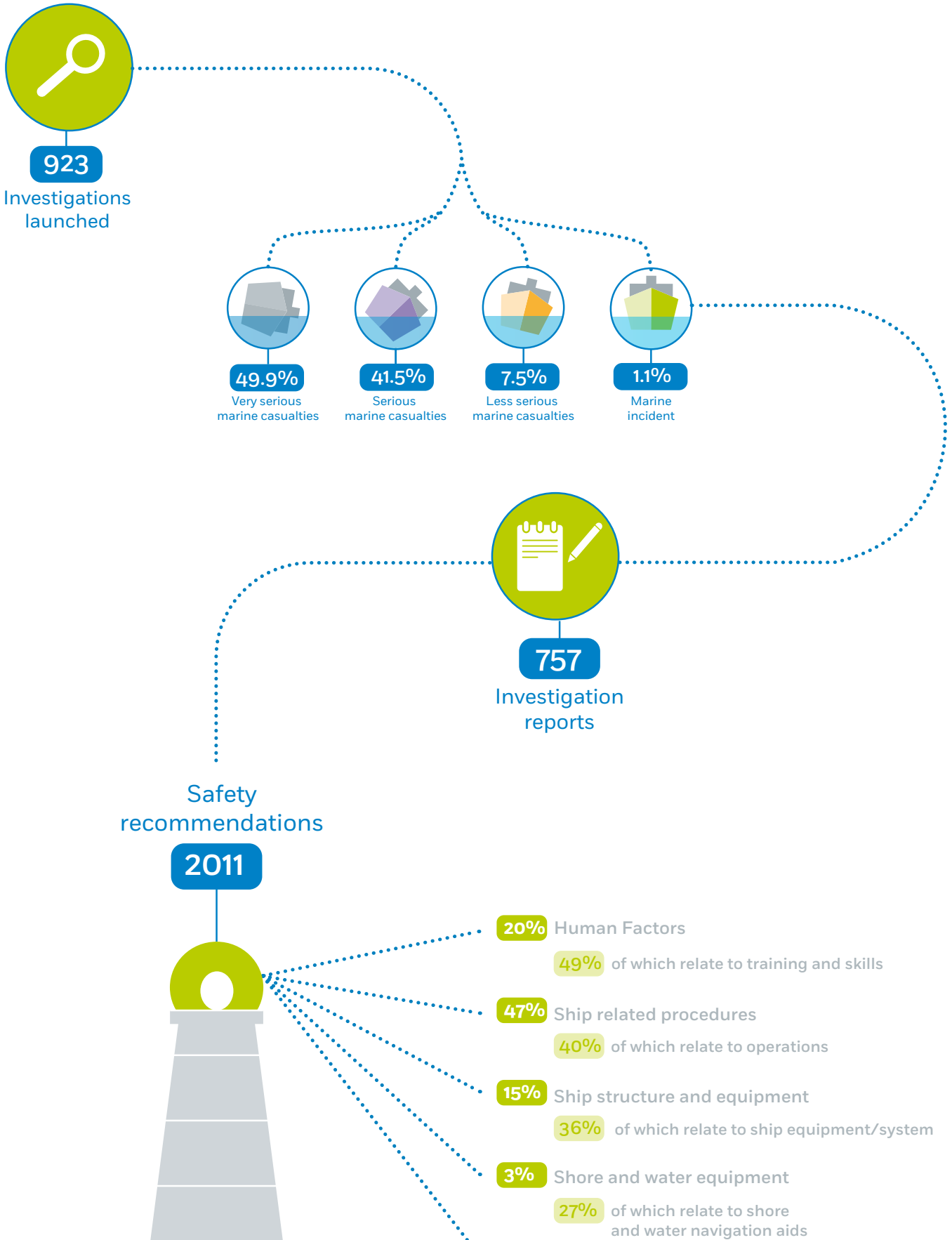
Loss of ships




Pollutions resulting from marine accidents



Investigations and outcomes





ABOUT THE EUROPEAN MARITIME SAFETY AGENCY

The European Maritime Safety Agency is one of the European Union's decentralised agencies. Based in Lisbon, the Agency's mission is to ensure a high level of maritime safety, maritime security, prevention of and response to pollution from ships, as well as response to marine pollution from oil and gas installations. The overall purpose is to promote a safe, clean and economically viable maritime sector in the EU.

ABOUT CASUALTY DATA AND EMCIP

This publication contains statistics on marine casualties and incidents that: involve ships flying a flag of one of the EU Member States; occur within EU Member States' territorial sea and internal waters; or involve other substantial interests of the EU Member States.

The figures presented provide a general overview of the safety of maritime transport in the scope of European interests.

More detailed information can be found at:

www.emsa.europa.eu/accident-investigation-publications.html

and at:

www.portal.emsa.europa.eu/emcip-public/#/public-occurrences

© European Maritime Safety Agency, 2021

Photo credits

Cover image: Fire on board M/V New Diamond on 03/09/2020 (Sri Lanka Navy); Back page: Collision in Baltic Sea on 23/09/2020 between M/V ICE ROSE, a refrigerated cargo ship, and a navy ship (DK/DMAIB).

emsa.europa.eu

Get in touch for more information

European Maritime Safety Agency

Praça Europa 4
1249-206 Lisboa Portugal

Tel +351 21 1209 200 / Fax +351 21 1209 210
emsa.europa.eu / Twitter EMSA_Lisbon