



AVM ACUERDO DE
VIÑA DEL MAR
1992

04/23/2019

ANNUAL REPORT ON PORT STATE CONTROL

LATIN AMERICAN AGREEMENT

2018



PERFORMANCE INDICATORS

Level of compliance of deficiencies by the Port State Control

Port State	Applied	Rectified	%
ARGENTINA	1,204	881	73.17%
COLOMBIA	965	691	71.61%
CHILE	725	497	68.55%
BRAZIL	1655	1095	66.16%
PANAMA	178	100	56.18%
HONDURAS	90	48	53.33%
MEXICO	162	83	51.23%
PERU	307	139	45.28%
DOMINICAN REPUBLIC	7	3	42.86%
URUGUAY	32	13	40.62%
VENEZUELA	9	1	11.11%
GUATEMALA	0	0	0.00%
CUBA	29	0	0.00%
ECUADOR	2	0	0.00%
TOTAL	5,365	3,551	66.19%

Main deficiencies recorded in the region

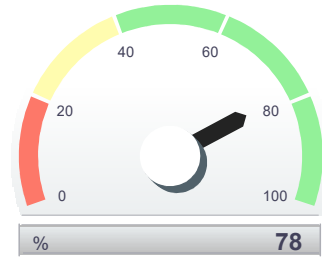
Code	Description	%
13102	Máquinas Auxiliares - Auxiliary engine	5.21%
3102	Marcas de francobordo - Freeboard marks	4.09%
14501	Basuras - Garbage	3.86%
10116	Publicaciones Náuticas - Nautical publications	2.24%
11131	Instrucción y formación a bordo - On board training and instructions	2.14%
13103	Manómetros, termómetros, etc - Gauges, thermometers, etc	2.01%
13101	Maquina de Propulsion Principal - Propulsion main engine	1.91%
4114	Fuente de Energía de Emergencia – Generador de Emergencia - Emergency source of power - Emergency generator	1.66%
14503	Plan de gestión de basuras - Garbage management plan	1.45%
1314	SOPEP	1.43%
4103	Alumbrado de Emergencia, Baterías e Interruptores- Emergency, lighting, batteries and switches	1.41%
11101	Botes salvavidas - Lifeboats	1.37%
10109	Luces, Marcas, Señales Sonoras - Lights, shapes, sound-signals	1.33%
16105	Control de acceso al buque - Access control to ship	1.25%
9232	Limpieza de sala de Máquinas - Cleanliness of engine room	1.20%
7126	Acumulación de aceites en sala de máquinas - Oil accumulation in engine room	1.20%
2105	Sistema de Gobierno - Steering gear	1.14%
10111	Cartas náuticas - Charts	1.06%

Code	Description	%
2117	Corrosión en Cubiertas - Decks - corrosion	1.04%
13199	OTROS (MÁQUINAS) - OTHER (MACHINERY)	0.98%
7106	Sistema de Detección de Incendios y Alarma - Fire detection and alarm system	0.98%
11104	Botes de rescate - Rescue boats	0.91%
3103	Barandillas, Portalón, Railing, pasillo y medios para paso seguro - gangway, walkway and means for safe passage	0.91%
1320	Libro de Registro de Basuras - Garbage record book	0.87%
7110	Equipo de Lucha contra Incendios - Fire fighting equipment and appliances	0.85%
10114	Registrador de datos de la travesía (RDT) / Registrador de datos de la travesía Simplificado (RDT-S) - Voyage data recorder (VDR)/Simplified Voyage data recorder(S-VDR)	0.81%
10112	Cartas Electrónicas - Electronic charts (ECDIS)	0.81%
14608	Incinerador + Manual de operación y funcionamiento - Incinerator incl. operations and operating manual	0.79%
7113	Bombas Contra Incendio y tuberías - Fire pumps and its pipes	0.79%
2112	Corrosión del Casco - Hull - corrosion	0.79%
2108	Instalación Eléctrica en General - Electrical installations in general	0.79%
1123	Registro sinóptico continuo (RSC) - Continuous synopsis record (CSR)	0.79%
10103	Radar - Radar	0.77%
14104	Equipo Filtrador de Hidrocarburos - Oil filtering equipment	0.75%
4102	Bomba Contra Incendios de Emergencias y Tuberías - Emergency fire pump and its pipes	0.71%
13107	Otros (Máquinas) - Other (machinery)	0.68%
9209	Eléctrico - Electrical	0.66%
1201	Certificados del Capitán y los Oficiales - Certificates for master and officers	0.62%
14108	Dispositivo de alarma de 15 PPM - 15 PPM Alarm arrangements.	0.60%
9223	Portalón, Escala real - Gangway, accommodation-ladder	0.60%
7105	Puertas cortafuego/aberturas en divisiones pirorresistentes - Fire doors/openings in fire-resisting divisions	0.60%
11108	Balsa salvavidas inflables - Inflatable liferafts	0.58%
9229	Guinches y Cabrestantes - Winches & capstans	0.58%
3108	Ventiladores, tuberías de aires, guardacalores - Ventilators, air pipes, casings	0.56%
1134	Otros (Certificados) - Other (certificates)	0.56%
1315	Libro Registro de Hidrocarburos - Oil record book	0.54%
3107	Puertas - Doors	0.52%
1101	Certificado de Seguridad del Equipo para Buque de Carga (Incluyendo Certificado de Exención) - Cargo Ship Safety Equipment (including exemption)	0.52%

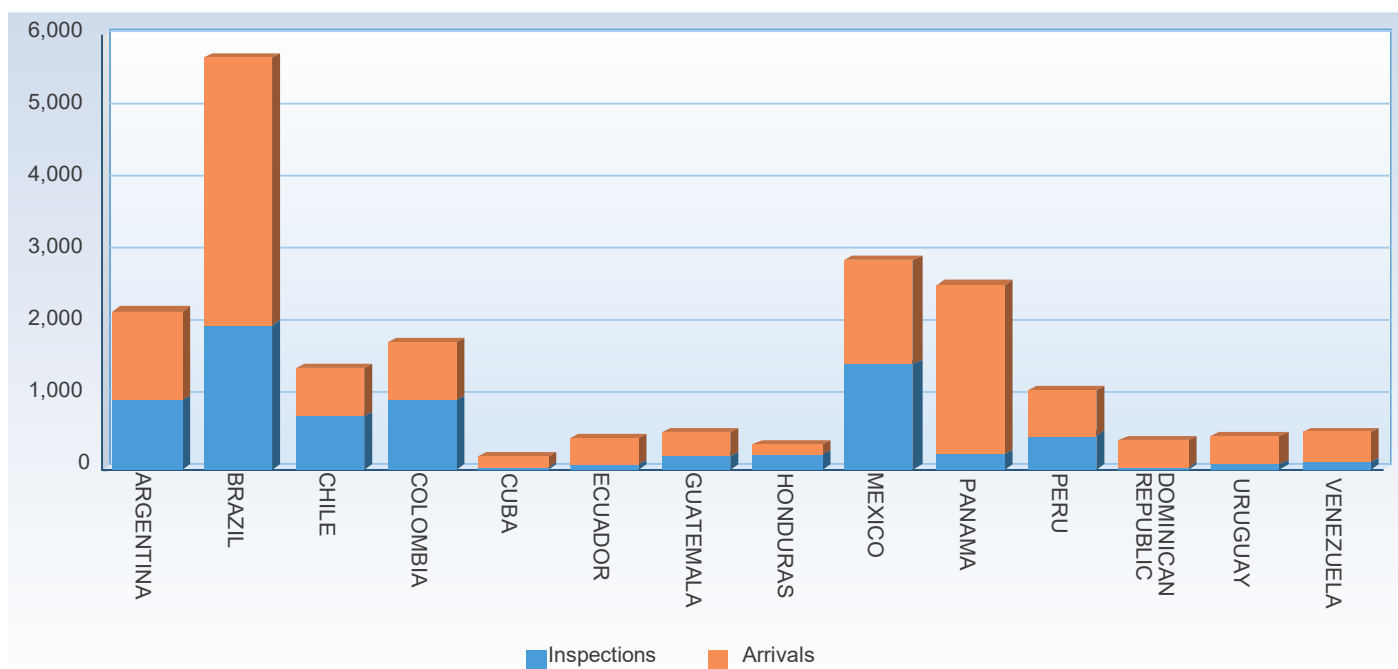
STATISTICS

Percentage of different ships inspected in the region

Ships with Initial Inspections **6,804**
Ships arrived in the region **87,05**
Percentage **78.16%**



Percentage of different ships inspected by Member States



Number of inspections recorded (detail)

PSC Countries	Inspections	Initial	Initial with deficiencies	Deficiencies	% of inspections with deficiencies	Detentions	% Detentions
BRAZIL	2,660	2,137	551	1,655	25.78%	4	0.19%
MEXICO	1,644	1,584	57	162	3.60%	3	0.19%
ARGENTINA	1,410	980	360	1,204	36.73%	8	0.82%
COLOMBIA	1,345	1,014	251	965	24.75%	20	1.97%
CHILE	1,036	755	302	725	40.00%	11	1.46%
PERU	552	488	135	307	27.66%	4	0.82%
HONDURAS	241	211	45	90	21.33%	1	0.47%
PANAMA	223	209	28	178	13.40%	9	4.31%
GUATEMALA	195	185	0	0	0.00%	0	0.00%
VENEZUELA	102	102	6	9	5.88%	0	0.00%
URUGUAY	76	61	8	32	13.11%	1	1.64%
CUBA	74	54	3	29	5.56%	0	0.00%
ECUADOR	72	68	1	2	1.47%	0	0.00%
DOMINICAN REPUBLIC	31	29	3	7	10.34%	1	3.45%
Total	9,661	7,877	1,750	5,365	22.22%	62	0.79%

The MAs of Chile and Peru also submit reports to the Tokyo Memorandum of Understanding and the MA of Cuba to the Memorandum of the Caribbean.

Number of inspections by most relevant types of ships

Ship type	Inspections	Initial	Initial with deficiencies	Deficiencies	% of Inspections with Deficiencies	Detentions	% Detentions
BULK CARRIER	4,407	3,558	842	2,379	10.69%	14	0.18%
CONTAINER SHIP (FULLY CELLULAR)	1,204	1,016	169	482	2.15%	4	0.05%
GENERAL CARGO SHIP	707	530	155	536	1.97%	11	0.14%
CHEMICAL/PRODUCTS TANKER	951	798	141	387	1.79%	2	0.03%
PRODUCTS TANKER	249	187	54	238	0.69%	8	0.10%
OPEN HATCH CARGO SHIP	255	209	44	109	0.56%	0	0.00%
REFRIGERATED CARGO SHIP	139	108	44	135	0.56%	2	0.03%
LIVESTOCK CARRIER	116	73	43	286	0.55%	4	0.05%
VEHICLES CARRIER	374	344	40	80	0.51%	1	0.01%
ORE CARRIER	148	121	24	56	0.30%	0	0.00%
PASSENGER/CRUISE	167	153	22	49	0.28%	0	0.00%
TUG	36	23	15	74	0.19%	2	0.03%
FISHING VESSEL	32	20	14	80	0.18%	3	0.04%
LPG TANKER	126	116	13	35	0.17%	0	0.00%
CRUDE OIL TANKER	197	185	12	21	0.15%	0	0.00%
LNG TANKER	56	50	11	11	0.14%	0	0.00%
CHEMICAL TANKER	45	36	11	22	0.14%	0	0.00%
WOOD CHIPS CARRIER	56	49	9	11	0.11%	0	0.00%
RO-RO CARGO SHIP	30	15	9	49	0.11%	1	0.01%

STATISTICS ON INSPECTIONS

Initial inspections recorded in the region

TOTAL NUMBER OF INITIAL INSPECTIONS 7,877

Number of inspections by member State

PSC Country	Total	With deficiencies	Without deficiencies	Initial	Follow-up inspections	Detentions	Ship with initial inspections	% Detentions
BRAZIL	2,660	551	1,586	2,137	523	4	1,991	0.19%
MEXICO	1,644	57	1,527	1,584	60	3	1,446	0.19%
ARGENTINA	1,410	360	620	980	430	8	951	0.82%
COLOMBIA	1,345	251	763	1,014	331	20	950	1.97%
CHILE	1,036	302	453	755	281	11	731	1.46%
PERU	552	135	353	488	64	4	467	0.82%
HONDURAS	241	45	166	211	30	1	201	0.47%
PANAMA	223	28	181	209	14	9	201	4.31%
GUATEMALA	195	0	185	185	10	0	171	0.00%

VENEZUELA	102	6	96	102	0	0	98	0.00%
URUGUAY	76	8	53	61	15	1	59	1.64%
CUBA	74	3	51	54	20	0	27	0.00%
ECUADOR	72	1	67	68	4	0	64	0.00%
DOMINICAN REPUBLIC	31	3	26	29	2	1	28	3.45%
Total	9,661	1,750	6,127	7,877	1,784	62	7,385	0.79%

Number of inspections by ship type and port State

	ARG	BRA	CHL	COL	CUB	ECU	GTM	HND	MEX	PAN	PER	URY	VEN	Total
BULK CARRIER	580	1,471	279	306			53	49	565	12	186	32		3,533
BULK CARRIER, SELF-DISCHARGING									12					12
CHEMICAL TANKER	11													11
CHEMICAL/PRODUCTS TANKER	161	67	78	95	18	16	23	46	191	19	63		16	793
CONTAINER SHIP (FULLY CELLULAR)	32	112	93	170			64	46	260	125	97			999
CRUDE OIL TANKER			18	81		15							48	162
CRUDE/OIL PRODUCTS TANKER				40					12					52
GENERAL CARGO SHIP	51	82	47	105	18			28	133		38			502
LIVESTOCK CARRIER		65												65
LNG TANKER	21		17											38
LPG TANKER		13	20	27					21					81
OPEN HATCH CARGO SHIP	13	105	17						44		14			193
ORE CARRIER		120												120
PASSENGER/CRUISE	13		16	34					58					121
PRODUCTS TANKER	18	12	24	42					38	12	15			161
REFRIGERATED CARGO SHIP		14	28			16	16				12			86
TUG				16										16
VEHICLES CARRIER	17	14	47	27					176	11	44			336
WOOD CHIPS CARRIER		19	25											44

Number of inspections by flag and port State

	ARG	BRA	CHL	COL	CUB	DOM	ECU	GTM	HND	MEX	PAN	PER	URY	VEN	Total
ANTIGUA & BARBUDA	19	29	15	40		1		12	11	38	5	14	1		185
ARGENTINA	5														5
BAHAMAS	51	77	54	56	1		4	18	24	72	6	33	6	6	408

	ARG	BRA	CHL	COL	CUB	DOM	ECU	GTM	HND	MEX	PAN	PER	URY	VEN	Total
BARBADOS		3	5	1						6					15
BELGIUM	4	2	3	4				2		3		1		1	20
BELIZE	8	4												1	13
BERMUDA	8	1	9	9		1		2	4	13		2		1	50
BOLIVIA		1													1
BRAZIL	4	2	1									1			8
CAYMAN ISLANDS	3	9	2	4			1		3	22	1	6		1	52
CHILE	8	2								1		8			19
CHINA, PEOPLE S REPUBLIC OF	7	12	4	2				1		12	1	1			40
CHINESE TAIPEI			1							2	3				6
COLOMBIA							2					1			3
COMOROS	1	1	1		1										4
COOK ISLANDS		1		1							2	1			5
COSTA RICA				1											1
CROATIA	1		2	1							1	1			6
CURACAO		1					1								2
CYPRUS	32	64	12	35	13	2		6	5	51	9	9	3		241
DENMARK (DIS)	6	6	12	13		1			1	36	9	13	1		98
DJIBOUTI				1											1
ECUADOR				2							1	1			4
FRANCE	1		4												5
FRANCE (FIS)		4	1	3						1					9
GERMANY	4	3	5	11				2		4	2	3			34
GIBRALTAR	6	9	4	2	15				2	4	1	2		1	46
GREECE	17	36	12	21	1		3	1	4	10		5		13	123
HONDURAS											1				1
HONG KONG, CHINA	80	255	55	53	2	2	1	14	12	121	17	38	5	7	662
INDIA	3	11	3	5						3				1	26
INDONESIA		1													1
IRAN		9													9
IRISH REPUBLIC		1								1					2
ISLE OF MAN	14	31	13	22				2	8	14	4	6	1		115
ITALY	14	7	3	2	2	1				11	1	1	2	1	45
JAMAICA		5		1				3			2			1	12
JAPAN	4	16	10	8				2		13	6	7			66
JORDAN			1												1
KIRIBATI			2												2
KOREA	2	2	6				2			6		4			22

	ARG	BRA	CHL	COL	CUB	DOM	ECU	GTM	HND	MEX	PAN	PER	URY	VEN	Total
DEMOCRATIC REPUBLIC															
LEBANON		17		2											19
LIBERIA	140	273	92	136	3	8	18	38	36	230	39	48	7	24	1,092
LIBYA	2														2
LITHUANIA		2	1												3
LUXEMBOURG		5					3			1					9
MALAYSIA	3											1			4
MALTA	62	173	52	73	1		4	15	15	87	14	34	4	4	538
MALVINAS			2												2
MARSHALL ISLANDS	190	397	113	133	3	1	13	18	17	230	25	64	8	21	1,233
MAURITIUS							1								1
MEXICO										7					7
MOLDOVA	1					2									3
MONTENEGRO	1	1								1					3
MOROCCO				1											1
NETHERLANDS	13	12	8	23			1	1	2	34	1	2	1		98
NICARAGUA											2				2
NIGERIA		1	1												2
NIUE	1	2											1		4
NORWAY	2											1			3
NORWAY (NIS)	17	16	14	12	2	1		4	3	33	2	11	2	1	118
PALAU		2	2	3						1				2	10
PANAMA	147	417	142	185	7	2	9	17	38	313	1	105	14	10	1,407
PERU			5	1						2	1				9
PHILIPPINES	9	10	6	6	2			1	2	7	1	8	1		53
PORTUGAL (MAR)	3	24	18	18		1	1	5	6	26	11	19	1	1	134
QATAR												1			1
REINO UNIDO		2													2
RUSSIA	3		1							1					5
SAUDI ARABIA	4	2								1				1	8
SIERRA LEONE	1	1													2
SINGAPORE	57	129	29	78		4	3	17	14	110	24	26	2	4	497
SPAIN											1				1
SPAIN (CSR)	4		6	1						1					12
SRI LANKA				2						1					3
ST KITTS & NEVIS			2	2								2			6
ST VINCENT & THE GRENADINES	2	4	2	3	1					3		1			16

	ARG	BRA	CHL	COL	CUB	DOM	ECU	GTM	HND	MEX	PAN	PER	URY	VEN	Total
SWEDEN										3	1	1			5
SWITZERLAND	3	7	1	1					1	6					19
TANZANIA (ZANZIBAR)		4		4		1					3				12
THAILAND	2	2						1	1	3					9
TOGO		12		2		1									15
TRINIDAD & TOBAGO										1					1
TURKEY	3	4	1	2				1		4					15
TUVALU		4						1							5
UKRAINE			7												7
UNITED KINGDOM	2	4	6	10			1		1	19	4	5			52
UNITED STATES OF AMERICA			2	7				1	1	9	3				23
UNKNOWN	1	3		5							4	1			14
URUGUAY	1														1
VANUATU	2	2	2	1						6			1		14
VENEZUELA				5											5
VIETNAM	2														2
Total	980	2,137	755	1014	54	29	68	185	211	1,584	209	488	61	102	7,877

Number of inspections by flag and port State

	0 TO 5 YEARS	6 TO 10 YEARS	11 TO 15 YEARS	16 TO 20 YEARS	20 TO 25 YEARS	26 TO 30 YEARS	31 TO 35 YEARS	36 TO 40 YEARS	OVER 41 YEARS	Total
ANTIGUA & BARBUDA	4	94	55	23	8		1			185
ARGENTINA		2	3							5
BAHAMAS	100	110	72	36	25	43	10	7	5	408
BARBADOS	2	6	2	2	3					15
BELGIUM	10	7	1	1		1				20
BELIZE	2	1	1	2	7					13
BERMUDA	10	11	18	9	2					50
BOLIVIA	1									1
BRAZIL	1		3	1	3					8
CAYMAN ISLANDS	8	25	12	6					1	52
CHILE	5	5	9							19
CHINA, PEOPLE S REPUBLIC OF	17	14	7	2						40
CHINESE TAIPEI	5	1								6
COLOMBIA				1			2			3
COMOROS				1	1	1			1	4
COOK ISLANDS				2		2			1	5
COSTA RICA		1								1
CROATIA	3	2	1							6

	0 TO 5 YEARS	6 TO 10 YEARS	11 TO 15 YEARS	16 TO 20 YEARS	20 TO 25 YEARS	26 TO 30 YEARS	31 TO 35 YEARS	36 TO 40 YEARS	OVER 41 YEARS	Total
CURACAO					1		1			2
CYPRUS	59	88	51	41	2					241
DENMARK (DIS)	12	35	15	31	4		1			98
DJIBOUTI									1	1
ECUADOR		1	2	1						4
FRANCE	3	2								5
FRANCE (FIS)	3	3	2	1						9
GERMANY	11	7	5	9	1				1	34
GIBRALTAR		26	10	8	2					46
GREECE	36	38	29	16	1	3				123
HONDURAS									1	1
HONG KONG, CHINA	263	257	92	32	13	5				662
INDIA	3	11	5	7						26
INDONESIA			1							1
IRAN		1	4	4						9
IRISH REPUBLIC	2									2
ISLE OF MAN	37	31	33	9	5					115
ITALY	5	24	7	7	2					45
JAMAICA		1	6					5		12
JAPAN	8	35	14	7		2				66
JORDAN				1						1
KIRIBATI					2					2
KOREA DEMOCRATIC REPUBLIC	3	3	1	5	8	2				22
LEBANON							7	4	8	19
LIBERIA	285	435	226	103	27	13		1	2	1,092
LIBYA		2								2
LITHUANIA					2				1	3
LUXEMBOURG	1	4		4						9
MALAYSIA	1	2	1							4
MALTA	187	197	91	55	2	3	1	1	1	538
MALVINAS		1							1	2
MARSHALL ISLANDS	462	447	228	73	19		1	2	1	1,233
MAURITIUS								1		1
MEXICO	6	1								7
MOLDOVA					3					3
MONTENEGRO	2	1								3
MOROCCO			1							1

	0 TO 5 YEARS	6 TO 10 YEARS	11 TO 15 YEARS	16 TO 20 YEARS	20 TO 25 YEARS	26 TO 30 YEARS	31 TO 35 YEARS	36 TO 40 YEARS	OVER 41 YEARS	Total
NETHERLANDS	21	40	9	11	10	4			3	98
NICARAGUA									2	2
NIGERIA			1	1						2
NIUE					1		3			4
NORWAY		1	1						1	3
NORWAY (NIS)	36	30	30	14	7		1			118
PALAU			3	3	1	3				10
PANAMA	440	541	197	92	58	18	23	17	21	1,407
PERU			1	7		1				9
PHILIPPINES	36	11	3	3						53
PORTUGAL (MAR)	47	39	33	13	1	1				134
QATAR			1							1
UNITED KINGDOM									2	2
RUSSIA		1				1	1	2		5
SAUDI ARABIA	7				1					8
SIERRA LEONE						2				2
SINGAPORE	221	153	82	31	7			3		497
SPAIN			1							1
SPAIN (CSR)	1	1	8	1			1			12
SRI LANKA		3								3
ST KITTS & NEVIS				1	1			1	3	6
ST VINCENT & THE GRENADINES		3		4	3	1	1	3	1	16
SWEDEN		2	3							5
SWITZERLAND	7	7	1	4						19
TANZANIA (ZANZIBAR)								5	7	12
THAILAND	4	3	2							9
TOGO								2	13	15
TRINIDAD & TOBAGO	1									1
TURKEY	2	6	4	3						15
TUVALU		2	1		2					5
UKRAINE		1		2		1	2		1	7
UNITED KINGDOM	12	28	5	6					1	52
UNITED STATES OF AMERICA	2	1	6		2	4		2	6	23
UNKNOWN	2	1		1	3	1	1	1	4	14
URUGUAY				1						1
VANUATU	1	5	2	2	1		2	1		14
VENEZUELA		3					1		1	5

	0 TO 5 YEARS	6 TO 10 YEARS	11 TO 15 YEARS	16 TO 20 YEARS	20 TO 25 YEARS	26 TO 30 YEARS	31 TO 35 YEARS	36 TO 40 YEARS	OVER 41 YEARS	Total
VIETNAM	1			1						2
Total	2,398	2,814	1402	701	241	112	60	58	91	7,877

Number of inspections by ship age and type

	0 TO 5 YEARS	6 TO 10 YEARS	11 TO 15 YEARS	16 TO 20 YEARS	20 TO 25 YEARS	26 TO 30 YEARS	31 TO 35 YEARS	36 TO 40 YEARS	OVER 41 YEARS	Total
ASPHALT/BITUMEN TANKER	11									11
BULK CARRIER	1,392	1,443	444	225	54					3,558
BULK CARRIER, SELF-DISCHARGING	7									7
FISHING VESSEL									7	7
CHEMICAL TANKER	28		5							33
CHEMICAL/PRODUCTS TANKER	242	309	190	45	11					797
CONTAINER SHIP (FULLY CELLULAR)	252	291	272	156	34	9				1,014
CRUDE OIL TANKER	46	54	65	20						185
CRUDE/OIL PRODUCTS TANKER	11	28	47							86
FISHING VESSEL				6					6	12
GENERAL CARGO SHIP	88	248	95	60	19				12	522
GENERAL CARGO SHIP (WITH RO-RO FACILITY)		5	5							10
LIVESTOCK CARRIER	9						15	17	22	63
LNG TANKER	23	7	18							48
LPG TANKER	55	25	16	19						115
OPEN HATCH CARGO SHIP	53	67	25	22	22	9	11			209
ORE CARRIER	32	54			25	6				117
PASSENGER/CRUISE	19	34	19	37	10	16			11	146
PRODUCTS TANKER	18	54	87	17						176
REFRIGERATED CARGO SHIP		7		17	27	40	12			103
RESEARCH SURVEY VESSEL	7									7
RO-RO CARGO SHIP				8						8
VEHICLES CARRIER	57	145	80	35	16			5		338
WOOD CHIPS CARRIER	17	11	12		5					45

Number of inspections by flag in detail

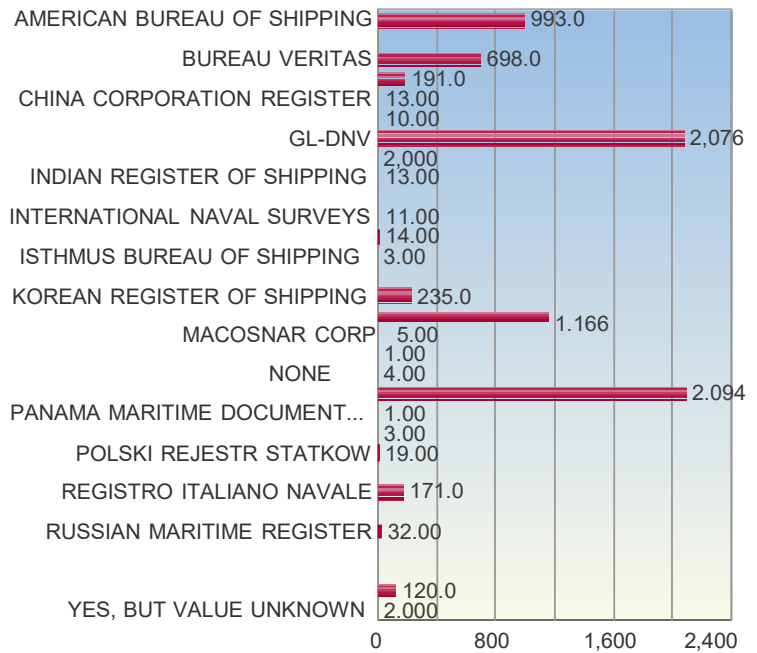
Flag	With Deficiencies	Without Deficiencies	Initial inspections	Deficiencies	Detentions	% Detentions
PANAMA	382	1,025	1,407	1,352	22	1.56%
MARSHALL ISLANDS	243	990	1,233	625	1	0.08%
LIBERIA	215	877	1,092	536	4	0.37%
HONG KONG, CHINA	99	563	662	265	0	0.00%
MALTA	123	415	538	321	2	0.37%
SINGAPORE	79	418	497	193	2	0.40%
BAHAMAS	72	336	408	178	0	0.00%
CYPRUS	52	189	241	153	0	0.00%
ANTIGUA & BARBUDA	54	131	185	136	0	0.00%
PORTUGAL (MAR)	34	100	134	101	0	0.00%
GREECE	24	99	123	44	0	0.00%
NORWAY (NIS)	20	98	118	32	0	0.00%
ISLE OF MAN	20	95	115	59	1	0.87%
DENMARK (DIS)	19	79	98	35	0	0.00%
NETHERLANDS	28	70	98	62	2	2.04%
JAPAN	9	57	66	18	0	0.00%
PHILIPPINES	15	38	53	43	0	0.00%
CAYMAN ISLANDS	7	45	52	20	0	0.00%
UNITED KINGDOM	7	45	52	25	0	0.00%
BERMUDA	4	46	50	4	0	0.00%
GIBRALTAR	12	34	46	43	1	2.17%
ITALY	11	34	45	27	0	0.00%
CHINA, PEOPLE S REPUBLIC OF	4	36	40	16	0	0.00%
GERMANY	6	28	34	12	0	0.00%
INDIA	8	18	26	26	0	0.00%
UNITED STATES OF AMERICA	11	12	23	49	2	8.70%
KOREA DEMOCRATIC REPUBLIC	8	14	22	23	0	0.00%
BELGIUM	5	15	20	19	0	0.00%
CHILE	6	13	19	19	0	0.00%
LEBANON	14	5	19	102	1	5.26%
SWITZERLAND	7	12	19	24	0	0.00%
ST VINCENT & THE GRENADINES	10	6	16	43	1	6.25%
BARBADOS	3	12	15	12	0	0.00%
TOGO	11	4	15	77	1	6.67%
TURKEY	3	12	15	9	0	0.00%
UNKNOWN	11	3	14	104	4	28.57%
VANUATU	3	11	14	11	0	0.00%
BELIZE	6	7	13	19	0	0.00%

Flag	With Deficiencies	Without Deficiencies	Initial Inspections	Deficiencies	Detentions	% Detentions
JAMAICA	2	10	12	7	0	0.00%
SPAIN (CSR)	4	8	12	12	0	0.00%
TANZANIA (ZANZIBAR)	10	2	12	97	4	33.33%
PALAU	4	6	10	7	0	0.00%
FRANCE (FIS)	2	7	9	8	0	0.00%
IRAN	5	4	9	9	0	0.00%
LUXEMBOURG	3	6	9	6	0	0.00%
PERU	5	4	9	26	2	22.22%
THAILAND	2	7	9	3	0	0.00%
BRAZIL	4	4	8	20	0	0.00%
SAUDI ARABIA	2	6	8	5	0	0.00%
MEXICO	1	6	7	2	0	0.00%
UKRAINE	7	0	7	29	1	14.29%
CHINESE TAIPEI	1	5	6	1	0	0.00%
CROATIA	2	4	6	6	0	0.00%
ST KITTS & NEVIS	4	2	6	37	2	33.33%
ARGENTINA	0	5	5	0	0	0.00%
COOK ISLANDS	5	0	5	30	1	20.00%
FRANCE	3	2	5	7	0	0.00%
RUSSIA	2	3	5	28	0	0.00%
SWEDEN	1	4	5	1	0	0.00%
TUVALU	0	5	5	0	0	0.00%
VENEZUELA	5	0	5	26	1	20.00%
COMOROS	0	4	4	0	0	0.00%
ECUADOR	4	0	4	21	2	50.00%
MALAYSIA	1	3	4	1	0	0.00%
NIUE	2	2	4	4	0	0.00%
COLOMBIA	0	3	3	0	0	0.00%
LITHUANIA	1	2	3	6	0	0.00%
MOLDOVA	1	2	3	11	0	0.00%
MONTENEGRO	0	3	3	0	0	0.00%
NORWAY	1	2	3	2	0	0.00%
SRI LANKA	2	1	3	6	0	0.00%
CURACAO	0	2	2	0	0	0.00%
IRISH REPUBLIC	0	2	2	0	0	0.00%
KIRIBATI	2	0	2	12	0	0.00%
LIBYA	1	1	2	3	0	0.00%
MALVINAS	2	0	2	4	0	0.00%
NICARAGUA	1	1	2	11	1	50.00%
NIGERIA	1	1	2	1	0	0.00%

Flag	With Deficiencies	Without Deficiencies	Initial Inspections	Deficiencies	Detentions	% Detentions
UNITED KINGDOM	0	2	2	0	0	0.00%
SIERRA LEONE	1	1	2	24	1	50.00%
VIETNAM	1	1	2	1	0	0.00%
BOLIVIA	0	1	1	0	0	0.00%
COSTA RICA	1	0	1	5	0	0.00%
DJIBOUTI	1	0	1	4	0	0.00%
HONDURAS	1	0	1	13	1	100.00%
INDONESIA	1	0	1	6	0	0.00%
JORDAN	1	0	1	4	1	100.00%
MAURITIUS	0	1	1	0	0	0,00%
MOROCCO	1	0	1	9	1	100,00%
QATAR	1	0	1	2	0	0.00%
SPAIN	1	0	1	4	0	0.00%
TRINIDAD & TOBAGO	1	0	1	2	0	0.00%
URUGUAY	1	0	1	5	0	0.00%
TOTAL	1750	6127	7877	5365	62	0.79%

Inspections by Recognized Organization

Classification society	Number
NIPPON KAIJI KYOKAI	2,094
GL-DNV	2,076
LLOYDS REGISTER	1,166
AMERICAN BUREAU OF SHIPPING	993
BUREAU VERITAS	698
KOREAN REGISTER OF SHIPPING	235
CHINA CLASSIFICATION SOCIETY	191
REGISTRO ITALIANO NAVALE	171
UNKNOWN	120
RUSSIAN MARITIME REGISTER	32
POLSKI REJESTR STATKOW	19
INTERNATIONAL REGISTER	14
INDIAN REGISTER OF SHIPPING	13
CHINA CORPORATION REGISTER	13
INTERNATIONAL NAVAL SURVEYS	11
CROATIAN REGISTER OF SHIPPING	10
MACOSNAR CORP	5
NONE	4
ISTHMUS BUREAU OF SHIPPING	3
PHOENIX REGISTER OF SHIPPING	3
YES, BUT VALUE UNKNOWN	2



Classification society	Number
GLOBAL MARINE BUREAU	2
MARITIME LLOYD GEORGIA	1
PANAMA MARITIME DOCUMENTATION	1
RUSSIAN RIVER REGISTER	0
KOREA SHIP SAFETY TECHNOLOGY	0
RUSSIAN MARITIME REGISTER OF SHIPPING	0
INTERMARINE	0
BIRO KLASIFIKASI INDONESIA	0
REGISTRO BRASILEIRO	0
RINAVE PORTUGUESA	0
Total	7,877

Number of inspections by Recognized Organization and Port State

	ARG	BRA	CHL	COL	CUB	DOM	ECU	GTM	HND	MEX	PAN	PER	URY	VEN	Total
AMERICAN BUREAU OF SHIPPING	119	245	93	142	3	3	19	18	15	212	39	50	2	33	993
BUREAU VERITAS	107	207	64	73	17	2	9	17	25	112	8	42	10	5	698
CHINA CLASSIFICATION SOCIETY	27	69	14	17		1		4	3	34	2	15	2	3	191
CHINA CORPORATION REGISTER		4	2						2	3		2			13
CROATIAN REGISTER OF SHIPPING	1	2	4	2						1					10
GL-DNV	209	451	200	323	19	12	13	83	68	422	96	145	15	20	2,076
GLOBAL MARINE BUREAU		2													2
INDIAN REGISTER OF SHIPPING	3	5	1	1				1	1	1					13
INTERNATIONAL NAVAL SURVEYS	1	9		1											11
INTERNATIONAL REGISTER		8	2	2								1	1		14
ISTHMUS BUREAU OF SHIPPING				3											3
KOREAN REGISTER OF SHIPPING	36	70	24	13		1	1	3	5	55	2	22		3	235
LLOYDS REGISTER	165	301	118	167	5	5	12	17	30	253	19	43	3	28	1166
MACOSNAR CORP				2	1	2									5
MARITIME LLOYD GEORGIA		1													1
NONE	1		1							1	1				4
NIPPON KAIJI KYOKAI	275	672	206	213	7	2	9	31	46	430	25	146	23	9	2,094

	ARG	BRA	CHL	COL	CUB	DOM	ECU	GTM	HND	MEX	PAN	PER	URY	VEN	Total
PANAMA MARITIME DOCUMENTATION				1											1
PHOENIX REGISTER OF SHIPPING		3													3
POLSKI REJESTR STATKOW	1	8	1					1	1	6				1	19
REGISTRO ITALIANO NAVALE	24	42	11	18	2	1	1	7	15	35	2	10	3		171
RUSSIAN MARITIME REGISTER	5	14	3	2			1			1	1	3	2		32
UNKNOWN	6	24	11	34			1	3		18	14	9			120
YES, BUT VALUE UNKNOWN							2								2
Total	980	2,137	755	1,014	54	29	68	185	211	1,584	209	488	61	102	7,877

Number of inspections by ship tonnage

Tonnage	Inspections	Detentions	% Detentions
0 TO 5,000	289	33	11.42%
5,001 TO 10,000	583	8	1.37%
10,001 TO 15,000	410	1	0.24%
15,001 TO 20,000	492	2	0.41%
20,001 TO 25,000	1,016	8	0.79%
25,001 TO 30,000	854	1	0.12%
30,001 TO 35,000	992	3	0.30%
35,001 TO 40,000	590	1	0.17%
40,001 TO 45,000	854	2	0.23%
45,001 TO 50,000	178	0	0.00%
OVER 50,000	1,619	3	0.19%
Total	7,877	62	0.79%

Number of inspections by ship age

Ship age	Inspections	Detentions	% Detentions
6 TO 10 YEARS	2,814	14	0.50%
0 TO 5 YEARS	2,398	6	0.25%
11 TO 15 YEARS	1,402	7	0.50%
16 TO 20 YEARS	701	3	0.43%
20 TO 25 YEARS	241	2	0.83%
26 TO 30 YEARS	112	6	5.36%
31 TO 35 YEARS	60	1	1.67%
36 TO 40 YEARS	58	6	10.34%
OVER 41 YEARS	91	17	18.68%
	0	0	
Total	7,877	62	0.79%

GROUP OF STATISTICS RELATING TO DETENTIONS

Detentions by ship flag

Flags	Detentions
MARSHALL ISLANDS	1
UKRAINE	1
ST KITTS & NEVIS	2
UNKNOWN	4
VENEZUELA	1
GIBRALTAR	1
ECUADOR	2
COOK ISLANDS	1
SIERRA LEONE	1
ST VINCENT & THE GRENADINES	1
ISLE OF MAN	1
SINGAPORE	2
TOGO	1
HONDURAS	1
TANZANIA (ZANZIBAR)	4
LIBERIA	4
NETHERLANDS	2
PANAMA	22
NICARAGUA	1
MOROCCO	1
PERU	2
LEBANON	1
UNITED STATES OF AMERICA	2
MALTA	2
JORDAN	1
Total	62

Detentions by Member State

Member Authorities	Detentions
BRAZIL	4
MEXICO	3
ARGENTINA	8
COLOMBIA	20
CHILE	11
PERU	4
HONDURAS	1
PANAMA	9
URUGUAY	1
DOMINICAN REPUBLIC	1
Total	62

Detentions by ship type

Ship Type	Detentions
ANCHOR HANDLING TUG SUPPLY	1
BULK CARRIER	14
CEMENT CARRIER	1
CHEMICAL/PRODUCTS TANKER	2
CONTAINER SHIP (FULLY CELLULAR)	4
CRUDE/OIL PRODUCTS TANKER	1
DIVING SUPPORT VESSEL	2
FISH CARRIER	1
FISHING VESSEL	3
GENERAL CARGO SHIP	11
GENERAL CARGO SHIP (WITH RO- RO FACILITY)	1
LANDING CRAFT	1
LIVESTOCK CARRIER	4
PRODUCTS TANK BARGE, NON PROPELLED	1
PRODUCTS TANKER	8
REFRIGERATED CARGO SHIP	2
RO-RO CARGO SHIP	1
STERN TRAWLER	1
TUG	2
VEHICLES CARRIER	1
Total	62

Detentions by ship age and flag

	0 TO 5 YEARS	06 TO 10 YEARS	11 TO 15 YEARS	16 TO 20 YEARS	20 TO 25 YEARS	26 TO 30 YEARS	31 TO 35 YEARS	36 TO 40 YEARS	OVER 41 YEARS	Total
ANTIGUA & BARBUDA	0	0	0	0	0		0			0
ARGENTINA		0	0							0
BAHAMAS	0	0	0	0	0	0	0	0	0	0

	0 TO 5 YEARS	06 TO 10 YEARS	11 TO 15 YEARS	16 TO 20 YEARS	20 TO 25 YEARS	26 TO 30 YEARS	31 TO 35 YEARS	36 TO 40 YEARS	OVER 41 YEARS	Total
BARBADOS	0	0	0	0	0					0
BELGIUM	0	0	0	0		0				0
BELIZE	0	0	0	0	0					0
BERMUDA	0	0	0	0	0					0
BOLIVIA	0								0	0
BRAZIL	0		0	0	0					0
CAYMAN ISLANDS	0	0	0	0					0	0
CHILE	0	0	0							0
CHINA, PEOPLE S REPUBLIC OF	0	0	0	0						0
CHINESE TAIPEI	0	0								0
COLOMBIA				0			0			0
COMOROS				0	0	0			0	0
COOK ISLANDS				0		1			0	1
COSTA RICA		0								0
CROATIA	0	0	0							0
CURACAO					0		0			0
CYPRUS	0	0	0	0	0					0
DENMARK (DIS)	0	0	0	0	0		0			0
DJIBOUTI									0	0
ECUADOR		1	1	0						2
FRANCE	0	0								0
FRANCE (FIS)	0	0	0	0						0
GERMANY	0	0	0	0	0				0	0
GIBRALTAR		0	1	0	0					1
GREECE	0	0	0	0	0	0				0
HONDURAS									1	1
HONG KONG, CHINA	0	0	0	0	0	0				0
INDIA	0	0	0	0						0
INDONESIA			0							0
IRAN		0	0	0						0
IRISH REPUBLIC	0									0
ISLE OF MAN	0	1	0	0	0					1
ITALY	0	0	0	0	0					0
JAMAICA		0	0					0		0
JAPAN	0	0	0	0		0				0
JORDAN				1						1
KIRIBATI					0					0
KOREA	0	0	0	0	0	0				0

	0 TO 5 YEARS	06 TO 10 YEARS	11 TO 15 YEARS	16 TO 20 YEARS	20 TO 25 YEARS	26 TO 30 YEARS	31 TO 35 YEARS	36 TO 40 YEARS	OVER 41 YEARS	Total
DEMOCRATIC REPUBLIC										
LEBANON							0	0	1	1
LIBERIA	0	1	1	1	1	0		0	0	4
LIBYA		0								0
LITHUANIA					0				0	0
LUXEMBOURG	0	0		0						0
MALAYSIA	0	0	0							0
MALTA	0	2	0	0	0	0	0	0	0	2
MALVINAS		0							0	0
MARSHALL ISLANDS	1	0	0	0	0		0	0	0	1
MAURITIUS								0		0
MEXICO	0	0								0
MOLDOVA					0					0
MONTENEGRO	0	0								0
MOROCCO			1							1
NETHERLANDS	0	1	0	1	0	0			0	2
NICARAGUA									1	1
NIGERIA			0	0	0					0
NIUE					0		0			0
NORWAY		0	0						0	0
NORWAY (NIS)	0	0	0	0	0		0			0
PALAU			0	0	0	0				0
PANAMA	3	8	2	0	0	1	0	3	5	22
PERU			1	0		1				2
PHILIPPINES	0	0	0	0						0
PORTUGAL (MAR)	0	0	0	0	0	0				0
QATAR			0							0
UNITED KINGDOM									0	0
RUSSIA		0			0	0	0	0		0
SAUDI ARABIA	0				0					0
SIERRA LEONE						1				1
SINGAPORE	2	0	0	0	0			0		2
SPAIN			0							0
SPAIN (CSR)	0	0	0	0			0			0
SRI LANKA		0								0
ST KITTS & NEVIS				0	0			1	1	2
ST VINCENT & THE GRENADINES		0		0	0	0	0	1	0	1

	0 TO 5 YEARS	06 TO 10 YEARS	11 TO 15 YEARS	16 TO 20 YEARS	20 TO 25 YEARS	26 TO 30 YEARS	31 TO 35 YEARS	36 TO 40 YEARS	OVER 41 YEARS	Total
SWEDEN		0	0							0
SWITZERLAND	0	0	0	0						0
TANZANIA (ZANZIBAR)								1	3	4
THAILAND	0	0	0							0
TOGO								0	1	1
TRINIDAD & TOBAGO	0									0
TURKEY	0	0	0	0						0
TUVALU		0	0		0					0
UKRAINE		0		0		1	0		0	1
UNITED KINGDOM	0	0	0	0					0	0
UNITED STATES OF AMERICA	0	0	0		0	0		0	2	2
UNKNOWN	0	0		0	1	1	0	0	2	4
URUGUAY				0						0
VANUATU	0	0	0	0	0		0	0		0
VENEZUELA		0					1		0	1
VIETNAM	0			0						0
Total	6	14	7	3	2	6	1	6	17	62

Detentions by ship age and type

	0 TO 5 YEARS	06 TO 10 YEARS	11 TO 15 YEARS	16 TO 20 YEARS	20 TO 25 YEARS	26 TO 30 YEARS	31 TO 35 YEARS	36 TO 40 YEARS	OVER 41 YEARS	Total
ANCHOR HANDLING TUG SUPPLY									1	1
BULK CARRIER	6	7			1					14
CEMENT CARRIER									1	1
CHEMICAL/PRODUCTS TANKER		1	1							2
CONTAINER SHIP (FULLY CELLULAR)			1	1	1				1	4
CRUDE/OIL PRODUCTS TANKER		1								1
DIVING SUPPORT VESSEL		1							1	2
FISH CARRIER						1				1
FISHING VESSEL									3	3
GENERAL CARGO SHIP		2	1	2		2			4	11
GENERAL CARGO SHIP (WITH RO-RO FACILITY)								1		1

	0 TO 5 YEARS	06 TO 10 YEARS	11 TO 15 YEARS	16 TO 20 YEARS	20 TO 25 YEARS	26 TO 30 YEARS	31 TO 35 YEARS	36 TO 40 YEARS	OVER 41 YEARS	Total
LANDING CRAFT									1	1
LIVESTOCK CARRIER								2	2	4
PRODUCTS TANK BARGE, NON PROPELLED									1	1
PRODUCTS TANKER		1	3			2		2		8
REFRIGERATED CARGO SHIP						1			1	2
RO-RO CARGO SHIP							1			1
STERN TRAWLER									1	1
TUG			1					1		2
VEHICLES CARRIER		1								1
Total	6	14	7	3	2	6	1	6	17	62

Detentions by Recognized Organization

Classification Society	Detentions
UNKNOWN	12
LLOYDS REGISTER	9
BUREAU VERITAS	8
NIPPON KAIJI KYOKAI	8
AMERICAN BUREAU OF SHIPPING	6
GL-DNV	4
INTERNATIONAL REGISTER	3
ISTHMUS BUREAU OF SHIPPING	2
CHINA CLASSIFICATION SOCIETY	2
KOREAN REGISTER OF SHIPPING	2
REGISTRO ITALIANO NAVALE	2
RUSSIAN MARITIME REGISTER	1
INTERNATIONAL NAVAL SURVEYS	1
PANAMA MARITIME DOCUMENTATION	1
MACOSNAR CORP	1
Total	62

Detentions by ship age and Recognized Organization

	0 TO 5 YEARS	11 TO 15 YEARSS	16 TO 20 YEARS	20 TO 25 YEARS	26 TO 30 YEARS	31 TO 35 YEARS	36 TO 40 YEARS	6 TO 10 YEARS	OVER 41 YEARS	Total
UNKNOWN		1			2		2		7	12
RUSSIAN MARITIME REGISTER				1						1
REGISTRO ITALIANO NAVALE						1		1		2
PANAMA MARITIME DOCUMENTATION									1	1
NIPPON KAIJI KYOKAI	3				1			4		8
MACOSNAR CORP									1	1
LLOYDS REGISTER	2	3			1			2	1	9
KOREAN REGISTER OF SHIPPING								2		2
ISTHMUS BUREAU OF SHIPPING									2	2
INTERNATIONAL REGISTER							2		1	3
INTERNATIONAL NAVAL SURVEYS									1	1
GL-DNV		1	2		1					4
CHINA CLASSIFICATION SOCIETY			1					1		2
BUREAU VERITAS		1		1	1		2	2	1	8
AMERICAN BUREAU OF SHIPPING	1	1						2	2	6
Total	6	7	3	2	6	1	6	14	17	62

By violated convention

Violated conventions	Applied deficiencies
	12
OIT	500
SOLAS	3,119
SHIP'S CERTIFICATES AND DOCUMENTS	619
LOAD LINES	394
ISPS	143
MARPOL	578
Total	5,365

STATISTICS ON DEFICIENCIES

Nature of deficiencies

Nature		Deficiencias
Alarmas - Alarms	Alarmas - Alarms	72
Certificados y Documentación - Certificate & Documentation	Certificados de Buques - Ship Certificates	330
	Certificados de la Tripulación - Crew Certificates	94
	Certificate & Documentation - Documents	195
Comunicaciones - Radio Communications	Comunicaciones - Radio Communications	119
Condiciones Estanca - Water/Weathertight conditions	Condiciones Estanca - Water/Weathertight conditions	394
Condiciones de Habitabilidad y Trabajo - Living Conditions	Condiciones de Habitabilidad y Trabajo - Condiciones de Trabajo - Working and Living Conditions - Working Conditions	339
	Working and Living Conditions - Living Conditions	95
Condiciones de trabajo - Labour Conditions	Condiciones de trabajo - acomodación, recreación comida y catering - Labour Conditions - Accommodation, recreational facilities, food and catering	18
	Condiciones de trabajo, protección de la salud, asistencia médica y seguridad social - Labour Conditions - Health protection, medical care, social security	41
	Otros/ other	7
	Requerimientos mínimos para la gente de mar - Minimum requirements for seafarers	0
Condición Estructural - Structural Conditions	Condición Estructural - Structural Conditions	350
Código Internacional de Gestión de la Seguridad (CGS) International Safety Management Code (ISM)	Código Internacional de Gestión de la Seguridad (CGS) International Safety Management Code (ISM)	158
Dispositivos de salvamento - Life saving appliances	Dispositivos de salvamento - Life saving appliances	413
Equipamiento incluido en las operaciones de carga - Cargo operations including equipment	Equipamiento incluido en las operaciones de carga - Cargo operations including equipment	
Mercancías Peligrosas- Dangerous goods	Mercancías Peligrosas - Dangerous goods	14
OTROS		12
Otros/ other	Otros/ other	6
PBIP - ISPS	PBIP - ISPS	143
Prevención de la Contaminación - Pollution prevention	Prevención de la Contaminación / Sistema anti-incrustantes - Pollution prevention - Anti	7
	Prevención de la Contaminación /MARPOL Anexo I -Pollution prevention - MARPOL Annex I	140
	Prevención de la Contaminación - MARPOL Anexo III -Pollution prevention - MARPOL Annex III	1
	Prevención de la Contaminación - MARPOL Anexo IV - Pollution prevention - MARPOL Annex IV	48
	Prevención de la Contaminación - MARPOL Anexo V - Pollution prevention - MARPOL Annex V	316
	Prevención de la Contaminación - MARPOL Anexo VI - Pollution prevention - MARPOL Annex VI	52
Propulsión y Máquinas Auxiliares - Propulsion and auxiliary machinery	Propulsión y Máquinas Auxiliares - Propulsion and auxiliary machinery	621
S/D		0
Seguridad contra Incendios - Fire safety	Seguridad contra Incendios - Fire safety	427
Seguridad de la Navegación - Safety of Navigation	Seguridad de la Navegación - Safety of Navigation	642
Sistemas de Emergencia - Emergency Systems	Sistemas de Emergencia - Emergency Systems	280
Total		5,365

STATISTICS ON MEASURES ADOPTED

Codes	Measure adopted	Number of actions
17	Master instructed to rectify deficiencies before departure	2,423
16	Rectify deficiencies within 14 days	1,582
15	Rectify deficiencies at next port	424
99	Others	390
18	Rectify non-compliance within 3 months	320
30	Ship detained	225
27	Ship denied entry into port	1
Total		5,365

ANALYSIS OF 2018 STATISTICS

KPI Indicators

With regard to the degree of compliance at a regional level, the number of deficiencies detected was **1,655**. From these deficiencies, **1,095** were rectified this year, which represents **25.78%**. The percentage considered reasonable to reach was **60%**.

The percentage of different ships inspected at a regional level reached **78.16%**. The level of different ships for inspection determined ideal for the Agreement was **40%**.

The ship with largest (historical) number of deficiencies was a **GENERAL CARGO SHIP** (48 years old).

The historically most common deficiency corresponds to code **3507- Auxiliary Engine**. The action measure most frequently applied in the region corresponds to code **17**, reaching **41.24%** of the total.

Inspections by State

In comparison to **2017**, the number of inspections increased to **193**. In total, **7,877** were carried out, whereas the previous year the total number was **7,739**.

During this period, the number of detentions increased in comparison to **2017**, as there were **62** detentions recorded, equivalent to **0.79%** of the total inspections, whereas in **2017** **51** detentions were recorded, equivalent to **0.69%**.

Inspections by Flag

The list of ships with highest number of inspections is led by the ships flying the following flags, which are equivalent to 68.30% of the total inspections of the region.

Ranking	Flag	%
1	PANAMA	18.61%
2	MARSHALL ISLANDS	15.37%
3	LIBERIA	13.56%
4	HONG KONG, CHINA	7.91%
5	MALTA	6.85%
TOTAL		62.30%

Inspections by ship type

Regarding ship type, the ranking was led by the following ships:

Ranking	Ship Type	Inspections
1	BULK CARRIER	3,558
2	CONTAINER SHIP (FULLY CELLULAR)	1,016
3	CHEMICAL/PRODUCTS TANKER	798
4	GENERAL CARGO SHIP	530
5	VEHICLES CARRIER	344
	TOTAL	6,246

Inspections by Recognized Organization

Similarly, Recognized Organizations that led the number of inspections were the following:

Ranking	Classification Society	Inspections
1	NIPPON KAIJI KYOKAI	2,094
2	GL-DNV	2,076
3	LLOYDS REGISTER	1,166
4	AMERICAN BUREAU OF SHIPPING	993
5	BUREAU VERITAS	698
	TOTAL	7,027

Inspections and Detentions by Ship Age

Ranking	Ship Age	Detentions
1	OVER 41 YEARS	17
2	6 TO 10 YEARS	14
3	11 TO 15 YEARS	7
4	0 TO 5 YEARS	6
4	26 TO 30 YEARS	6
4	36 TO 40 YEARS	6
7	16 TO 20 YEARS	3
8	20 TO 25 YEARS	2
9	31 TO 35 YEARS	1
10		0
	TOTAL	62